


PCB Terminal Block

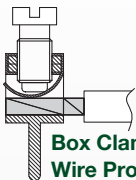
5.00 mm Pin Spacing

- Board Mount PCB
- 20A Current Rating
- Height 11.5mm
- Modular / Stackable, no dovetail version



MVE11xx-5-V

Front Wire Entry



Box Clamp with Wire Protector

Electrical Ratings

	B	C	D	-
Usergroup	B	C	D	-
Rated Voltage	300V	-	300V	450V
Rated Current	20A	-	20A	24A
Wire Size	<i>solid</i> 30-14 AWG <i>stranded</i> 30-14 AWG	-	30-14 AWG	0.25mm ² - 2.5mm ²

UL US
E178356

IEC

VDE
N.40019705

Ordering Information

No. Poles	Length (mm)	Std. Pack	Order # - Modular	Order # - No Dovetails
2	10.0	100	MVE112-5-V	MVE112-5-V-L
3	15.0	100	MVE113-5-V	MVE113-5-V-L
4	20.0	100	MVE114-5-V	MVE114-5-V-L
5	25.0	100	MVE115-5-V	MVE115-5-V-L
6	30.0	100	MVE116-5-V	MVE116-5-V-L
7	35.0	100	MVE117-5-V	MVE117-5-V-L
8	40.0	100	MVE118-5-V	MVE118-5-V-L
9	45.0	100	MVE119-5-V	MVE119-5-V-L
10	50.0	100	MVE1110-5-V	MVE1110-5-V-L
11	55.0	100	MVE1111-5-V	MVE1111-5-V-L
12	60.0	100	MVE1112-5-V	MVE1112-5-V-L
13	65.0	100	MVE1113-5-V	MVE1113-5-V-L
14	70.0	100	MVE1114-5-V	MVE1114-5-V-L

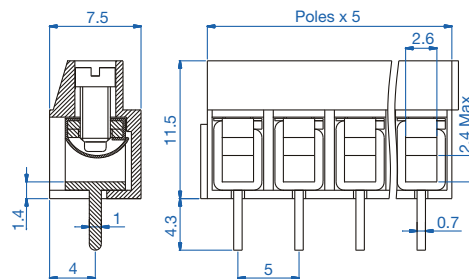
Material Specifications

Clamp	Tin-Plated Copper
Solder tab	Tin-Plated Copper
Screw	Galvanized Steel
Insulating Material	Polyamide
Flammability Class	V0 UL94
Operating Temperature	-30°C - +105°C

Installation Data

Screw Size	M2.5
Torque	0.4 Nm (3.6 lb.in.)
Stripping Length	max. 6.5mm
Clamp Opening	2.6 x 2.4mm
PCB Hole Size	1.5mm

Dimensions (mm)



Drilling Diagram

